



# Be informed. Be ready.

## Getting Ready Guide for Grade 10 Students

This guide contains tips and information to help you prepare for the Ontario Secondary School Literacy Test (OSSLT), which you will write on Tuesday, April 10, 2018.

### Contents

Test Instructions.....	2
Reading Skills.....	4
Tips for Reading.....	4
Writing Skills.....	5
Tips for Writing.....	5
Questions and Answers.....	6

The following preparation materials are available on the EQAO Web site ([www.eqao.com](http://www.eqao.com)):

- The *Planning and Preparation Guide* shows sample passages and questions from the OSSLT.
- Sample Test Booklets give you an idea of the amount of work you will be asked to do in each of two 75-minute sessions.
- The Released Items with Answer Keys and Scoring Guides show you the questions used to compute students' scores on previous years' tests, along with answer keys for the multiple-choice questions and scoring guides for open-response items (for examples of these materials, go to <http://www.eqao.com/en/assessments/OSSLT/Pages/example-assessment-materials-2017.aspx>).

Your teachers will use the Web materials to take you through samples of the types of questions you will find on the OSSLT.

You can find out more by visiting [www.eqao.com](http://www.eqao.com) or by calling 1-888-327-7377.


## Test Instructions

There are four test booklets—two *Question Booklets* and two corresponding *Answer Booklets*. The following instructions will appear on the cover pages of the OSSLT. Make sure that you understand these instructions before you write the test.

### Question Booklet Instructions

11XXX\_Q

Do not change the barcode or digits on this document.



821 11201 00 555555 10 2010  
School ID Grade Package #

# Booklet 1

# QUESTIONS

Ontario Secondary School Literacy Test (OSSLT)

---

**Follow along as your teacher reads the instructions.**


- ✓ Check the identification numbers of the *Question* and *Answer* booklets to see that the final 12 digits all match. If they do not, report the problem to the teacher in charge.
- ✓ Check the pages of your *Question* and *Answer* booklets to see that they are in order. If they are not, report the problem to the teacher in charge.

**Note:**  
You are not permitted to use cellphones, audio- or video-recording devices, digital music players or e-mail or text-messaging devices during the assessment.


**No work in this booklet  
will be scored.**


**Continue to follow along as your teacher reads the directions on the cover of *Answer Booklet 1*.**


Education Quality and Accountability Office




*This is a secure document. Reproduction and/or publication of this document is strictly prohibited.*









**Answer Booklet  
Instructions**

11XXX\_A

Do not change the barcode or digits on this document.

**Booklet 1**

821 11201 00 555555 10 **2010**  
School ID Grade Package #

# ANSWERS

## Ontario Secondary School Literacy Test (OSSLT)

### INSTRUCTIONS

Attempt all questions. If you leave a question blank, the question will be scored zero.

Use only pencil or blue or black pen.

#### Answering Multiple-Choice Questions

Choose the **best** or **most correct** answer for each question.

To indicate your answer, **fill in the circle completely**, as shown below.

**Like this:** ●    **Not like this:** ⊗   ✓   ◐   ◑

If you fill in more than one circle for a question, the question will be scored incorrect.

To change a multiple-choice answer, erase or cross out your answer and fill in the circle for your new answer. Ensure that your final answer is clear.

#### Answering Open-Response Questions

For the writing sections, pay attention to clarity, organization, spelling, grammar and punctuation.

The lined space in this booklet indicates the approximate length of the response expected.





**Provide ALL your answers to multiple-choice and open-response questions in this booklet.**

**Space is available for rough notes.**

**You are now ready to start the test.**

**Education Quality and Accountability Office**  
**EQAO**

This is a secure document. Reproduction and/or publication of this document is strictly prohibited.



## Reading Skills

The test has multiple-choice and open-response questions that focus on the reading skills required in school and daily life:

- understanding explicitly (directly) stated ideas and information;
- understanding implicitly (indirectly) stated ideas and information and
- making connections between information and ideas in a reading selection.

## Reading Selections

The reading selections include the following: an information paragraph, a news report, a dialogue, a real-life narrative and a graphic text (e.g., a diagram). They vary in length from a single paragraph to the equivalent of two pages.

---

## Tips for Reading

### General Strategies

- Manage your time so that you complete all sections of the test.
- Read the questions first. This will help you predict what the reading selection is going to be about.
- Skim the selection and then read it closely.
- Underline or highlight important information and ideas as you read.
- As you read, think about what you are reading and ask yourself questions about it.
- Try to “see” what you are reading; some readers say this is like running a video or movie in their heads.
- Look for links between what you are reading and prior knowledge and experiences you have had.
- If you read a word you don’t understand, look for a root word that you know inside the larger word; look for prefixes and suffixes.
- If you still don’t understand the word, read to the end of the sentence and look for clues to the word’s meaning. Try reading the sentences before and after the sentence to see if you can find the meaning from the context.
- If a long sentence has you confused, reread it and try to put it into your own words.
- If you are having trouble understanding an idea, either read on until the meaning becomes clearer, or stop and reread.

### Strategies for Multiple-Choice Reading Questions

- Read and reread the question carefully.
- Read the four answers and eliminate any answers that are incorrect.
- If necessary, reread the relevant parts of the selection to choose the best or most correct answer.
- Record your answer in the *Answer Booklet* as described in the test instructions.

### Strategies for Open-Response Reading Questions

- Read and reread the question carefully.
- Keep your answer within six lines.
- Answer the question using specific and relevant details and information from the reading selection.
- Make connections between the ideas and information in the reading selection.
- Reread your response to ensure you have answered all parts of the question, and correct any errors you notice.

**Make sure you write all your answers in the *Answer Booklet*. Nothing you write in the *Question Booklet* will be scored.**

## Writing Skills

The test has short- and long-writing tasks, and multiple-choice questions that focus on three writing skills required in school and daily life:

- developing a main idea with specific supporting details;
  - organizing information and ideas in a coherent manner and
  - using conventions (syntax, spelling, grammar, punctuation and usage) in a manner that does not distract from clear communication.
- 

## Tips for Writing

It is important that you follow the instructions and write in the required form. Read the assigned topic for each task carefully before you begin to write. Make sure your work is on topic and is in the required form. For the long- and short-writing tasks, use full and correctly written sentences.

### A. Long-Writing Tasks

- One of the tasks is writing a **news report** based on a picture and headline provided. Make up facts and information to answer the questions Who? What? Where? When? Why? and How? and write a one-page report on the event. Your audience is an adult reader of a newspaper.

#### Strategies for the News Report

- Look closely at the headline and picture. Think of an event that relates to them.
  - Make up the information and facts as you answer some or all of the following questions: Who? What? Where? When? Why? How?
  - Pretend you are writing for a newspaper, not for a radio or television station.
  - Do not write an advertisement, for example, as that is not the form of writing required.
  - Write your report using the third person.
- The other long-writing task is a **series of paragraphs** expressing an opinion on a given topic. Develop your main idea with supporting details (proof, facts, examples, etc.), and write a minimum of three paragraphs on the two pages provided for your response. You are encouraged to fully develop your opinion with supporting details, and you should write approximately two pages. Your audience is an adult who is interested in your opinion.

#### Strategies for the Series of Paragraphs

- Read the topic question and decide what position you will take in your response.
- Clearly state your opinion at the beginning or end of your response.

- Write at least three paragraphs. Include an introduction, development and a conclusion.
- Support your opinion with reasons and relevant examples or facts.
- Make sure the divisions between paragraphs are clear.

### B. Short-Writing Tasks

These tasks give you the opportunity to use your knowledge and personal experience while demonstrating your writing skills.

#### Strategies for Short-Writing Tasks

- Read and reread the question carefully.
- Think of links between the topic and your knowledge and personal experiences.
- Develop **ONE** main idea using specific details and relevant information.
- Reread your response to ensure you have answered all parts of the question, and correct any errors you notice.

### C. Multiple-Choice Questions

These multiple-choice questions give you the opportunity to demonstrate your knowledge of the three writing skills.

#### Strategies for Multiple-Choice Writing Questions

- Read and reread the question carefully.
- Read the four answers and eliminate any that are incorrect.
- If necessary, reread the question to choose the best or most correct answer.

## Questions and Answers

### Do I have to write the OSSLT?

If you entered Grade 9 in September 2000 or later and are working toward an Ontario Secondary School Diploma (OSSD), you must write the OSSLT. This applies to all students in publicly funded schools and inspected private schools.

Only mature students may enrol directly in the Ontario Secondary School Literacy Course (OSSLC) without first attempting the OSSLT. A mature student is a student who

- is at least 18 years of age on or before December 31 of the school year in which he or she registers in an Ontario secondary school program;
- was not enrolled as a regular day-school student for a period of at least one school year immediately preceding his or her registration in a secondary program and
- is enrolled in a secondary program for the purpose of obtaining an OSSD.

### Why do I need to write the OSSLT?

You need to be sure that you have the reading and writing skills you should have acquired by the end of Grade 9, as outlined in *The Ontario Curriculum*. These skills are the basis for learning in all subject areas throughout both elementary and secondary school.

Successful completion of the OSSLT meets one of the 32 requirements for the OSSD.

### Why am I writing the OSSLT in Grade 10 instead of closer to graduation?

Writing now gives you time to get help if you need to improve your reading and writing skills. If you do not pass the OSSLT this year, you will have opportunities to retake it in future years.

### Will the OSSLT count toward my course marks?

No. Successful completion of the OSSLT is one of the requirements for the OSSD. The test will not count toward your course marks.

### Will universities and colleges see my OSSLT results?

Your secondary school transcript will indicate that you have completed the OSSLT as one of the requirements for the OSSD.

### Is the test difficult?

The OSSLT is designed to reflect the requirements of *The Ontario Curriculum*. The test assesses literacy (reading and writing) skills students are expected to have acquired by the end of Grade 9.

### What happens if I do not pass the OSSLT?

- You can take the test again the following year.
- You can also talk to your parents or guardians and your school principal and/or teacher about taking the OSSLC instead of retaking the test.

### Can I get an accommodation?

If you have an Individual Education Plan (IEP) for classroom tests and assessments, you may be able to get an accommodation. For more information, visit EQAO's Web site, [www.eqao.com](http://www.eqao.com), and talk to your parents or guardians and your school principal and/or teacher.

### Can I get an exemption?

To be eligible for an exemption, you must have an IEP that clearly indicates that you are not working toward an OSSD. For more information, talk to your parents or guardians and your school principal and/or teacher, or visit EQAO's Web site, [www.eqao.com](http://www.eqao.com).

### I am new to Ontario, and English is not my first language. Can I get a special provision or deferral?

You may be able to get a special provision or deferral. For more information, talk to your parents or guardians and your school principal and/or teacher, or visit EQAO's Web site, [www.eqao.com](http://www.eqao.com).

### What happens if I leave questions blank?

You'll get a score of zero for these questions.

**Education Quality and  
Accountability Office**



© 2018 Queen's Printer for Ontario

Education Quality and Accountability Office  
2 Carlton Street, Suite 1200  
Toronto, Ontario M5B 2M9

Telephone: 1-888-327-7377  
Web site: [www.eqao.com](http://www.eqao.com)

Sgrg\_Xe\_0418